

**Miniature PCB Relay PE bistable**

- 1 pole 5 A, polarized bistable version
- 1 form C (CO) or 1 form A (NO) contact
- Sensitive version with 200mW coil
- Ambient temperature 70°C
- Low height 10.0mm
- Plastic materials according to IEC 60335-1 (domestic appliances)



Typical applications  
Room thermostats, electricity meters, home automation, white goods, battery powered controls.



**Approvals**

VDE Cert. No. 40011901 (for AgNi90/10 contacts only), UL E214025  
Technical data of approved types on request.

**Contact Data**

Contact arrangement	1 form C (CO) or 1 form A (NO)
Rated voltage	250VAC
Max. switching voltage	400VAC
Rated current	5A
Breaking capacity max.	1250VA
Contact material	AgNi 90/10, AgSnO <sub>2</sub>
Frequency of operation, with/without load	360/72000 ops/h
Set/reset time	typ. 8/8ms
Bounce time, form A/form B	4/7ms

**Contact ratings**

Type	Contact	Load	Cycles
<b>IEC 61810</b>			
PE014	C (CO)	5A, 250VAC, cosφ=1, 85°C	100x10 <sup>3</sup>
PE014	A (NO)	5A, 30VDC, 0 ms, 85°C	100x10 <sup>3</sup>

**UL 508**

PE013	C (CO)	5A, 240VAC, resistive, 85°C	30x10 <sup>3</sup>
PE033	N (NO)	5A, 240VAC, resistive, 85°C	50x10 <sup>3</sup>
PE014	C/A/B	5A, 240VAC, resistive, 85°C	100x10 <sup>3</sup>

Mechanical endurance >5x10<sup>6</sup> operations.

**Coil Data**

Magnetic system	bistable, polarized
Coil voltage range	2.2 to 48VDC
Operative range, IEC 61810	2
Reset voltage max., % of rated coil voltage	120% at -40°C
Min./Max. energization duration	20ms <sup>1)</sup> /1min at <10% duty factor

1) Information on reduced pulse duration with higher energization voltages on demand.

**Coil versions, bistable 1 coil**

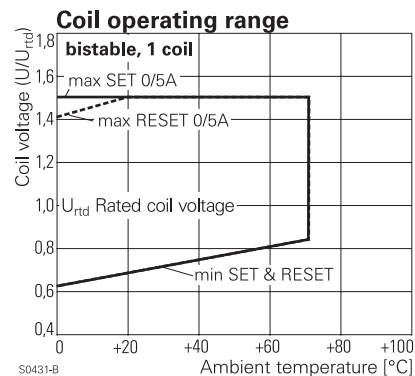
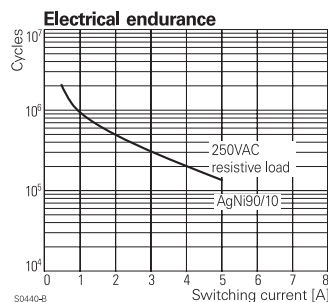
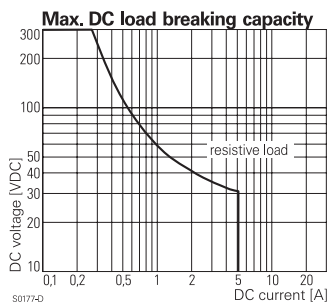
Coil code <sup>2)</sup>	Rated voltage VDC	Set voltage VDC	Reset voltage VDC	Coil resistance Ω±10%	Rated coil power mW
F02 H02	2.2	1.65	1.65	22	220
F03 H03	3	2.25	2.25	41	220
F05 H05	5	3.75	3.75	125	200
F06 H06	6	4.5	4.5	180	200
F12 H12	12	9.0	9.0	650	222
F24 H24	24	18.0	18.0	2750	209

<sup>2)</sup> Coil codes F.. and H.. have opposite polarity; refer to coil operation table.  
All figures are given for coil without pre-energization, at ambient temperature +23°C.  
Other coil voltages on request.

**Coils - operation**

Version	F..		H..	
Coil terminals	A1	A2	A1	A2
Operate	+	-	-	+
Reset	-	+	+	-

Contact position not defined at delivery



**Miniature PCB Relay PE bistable** (Continued)

**Insulation Data**

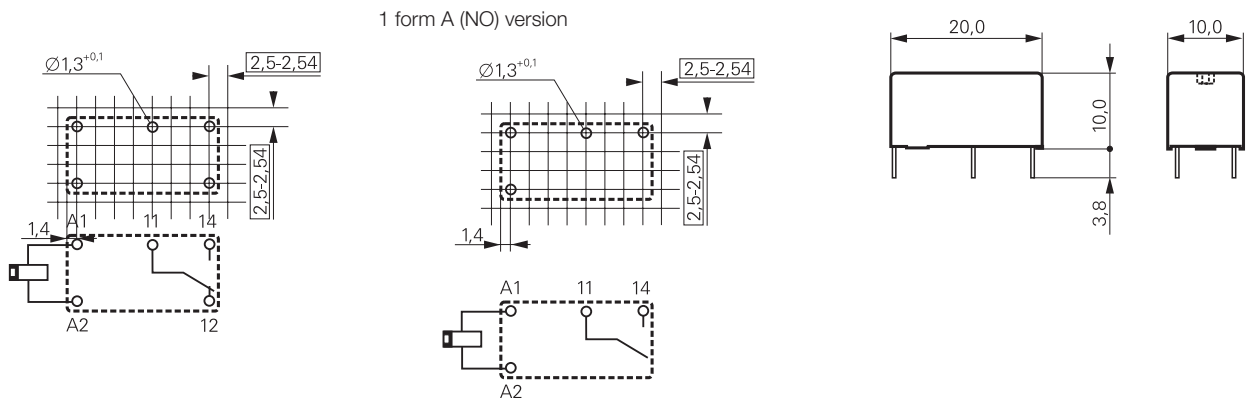
Initial dielectric strength	
between open contacts	1000V <sub>rms</sub>
between contact and coil	4000V <sub>rms</sub>
Initial insulation resistance	
open contact circuit	>10x10 <sup>9</sup> Ω
coil-contact circuit	>10x10 <sup>9</sup> Ω
Clearance/creepage	
between contact and coil	≥3.2/4mm
Material group of insulation parts	IIIa
Tracking index of relay base	PTI250V

**Other Data**

Material compliance: EU RoHS/ELV, China RoHS, REACH, Halogen content	refer to the Product Compliance Support Center at <a href="http://www.te.com/customer-support/rohssupportcenter">www.te.com/customer-support/rohssupportcenter</a>
Resistance to heat and fire	according EN60335, par.30
Ambient temperature	-40 to 85°C 70°C at 100% duty factor
Category of environmental protection	IEC 61810 RTII - flux proof (RTIII - wash tight on request)
Shock resistance (destructive)	>100g
Terminal type	PCB-THT
Resistance to soldering heat THT	IEC 60068-2-20 260°C/10s (flux proof version)
Packaging/unit	tube/25 pcs., box/500 pcs.

PCB 1 form C (CO) version

**Dimensions**



**Product code structure**

Typical product code **PE 0 1 4 F12**

<b>Type</b>	PE Miniature PCB Relay PE bistable				
<b>Version</b>	0 Flux proof				
<b>Contact configuration</b>	1 1 form C (CO) contact	3 1 form A (NO) contact			
<b>Contact material</b>	4 AgNi 90/10	3 AgSnO <sub>2</sub>			
<b>Coil</b>	Coil code: please refer to coil versions table				

Product code	Version	Contacts	Contact material	Coil	Part number
PE014F02	flux proof	1 form C	AgNi 90/10	bistable	9-1415389-1
PE014F03		1 CO contact		1-coil	1415390-1
PE014F05				polarity F	1-1415390-1
PE014F06				200mW	2-1415390-1
PE014F12					3-1415390-1
PE014F24					5-1415390-1
PE014H02				bistable	7-1415390-1
PE014H03				1-coil	8-1415390-1
PE014H05				polarity H	9-1415390-1
PE014H06				200mW	1415391-1
PE014H12					1-1415391-1
PE014H24					2-1415391-1
PE034F12		1formA 1 NO contact		bistable 1 coil polarity F 200 mW	1415544-4